

Neptune



Neptune

The Neptune auditorium chair is the ideal choice for your indoor venue or outdoor arena, offering the perfect pairing of style and durability.

Features

- Compact Design
- High Impact Polypropylene or Metal Stanchions
- Contoured Seats
- Straight or Radius Row Configurations
- Flat, Sloped or Tiered Floor Installations

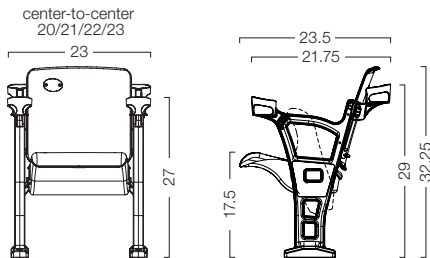
Options

- Indoor or Outdoor Version
- Poly, Round Tube or T Stanchions
- Gravity Uplift or Spring Assist Uplift Seat
- Armrest Cup Holder
- Row Letters
- Seat Numbers

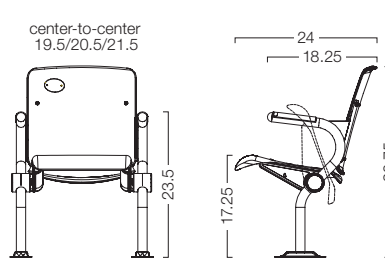
Finishes

- SEAT & BACK PANELS: Poly or Cushion
- END PANELS: Poly or Metal
- ARMRESTS: Poly, Metal or Wood (Indoor Only)
- INDOOR TEXTILES: Sherpa or Shire
- OUTDOOR TEXTILES: Pranna
- POLY & FRAME COLORS: Black, Navy Blue, Medium Grey, Light Grey, Cobalt Blue, Green, Red, Yellow

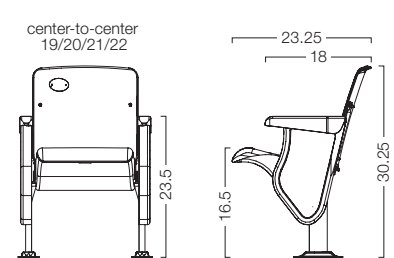
Poly Stanchion Dimensions



Round Tube Dimensions



T Stanchion Dimensions



Poly Stanchions